

RESEARCH

Open Access



Tolerance of engineered *Rhodospiridium toruloides* to sorghum hydrolysates during batch and fed-batch lipid production

William Woodruff^{1,3}, Narendra Naik Deshavath^{2,3}, Vionna Susanto^{1,3}, Christopher V. Rao^{1,3*} and Vijay Singh^{2,3}

Abstract

Background Oleaginous yeasts are a promising candidate for the sustainable conversion of lignocellulosic feedstocks into fuels and chemicals, but their growth on these substrates can be inhibited as a result of upstream pre-treatment and enzymatic hydrolysis conditions. Previous studies indicate a high citrate buffer concentration during hydrolysis inhibits downstream cell growth and ethanol fermentation in *Saccharomyces cerevisiae*. In this study, an engineered *Rhodospiridium toruloides* strain with enhanced lipid accumulation was grown on sorghum hydrolysate with high and low citrate buffer concentrations.

Results Both hydrolysis conditions resulted in similar sugar recovery rates and concentrations. No significant differences in cell growth, sugar utilization rates, or lipid production rates were observed between the two citrate buffer conditions during batch fermentation of *R. toruloides*. Under fed-batch growth on low-citrate hydrolysate a lipid titer of 16.7 g/L was obtained.

Conclusions Citrate buffer was not found to inhibit growth or lipid production in this engineered *R. toruloides* strain, nor did reducing the citrate buffer concentration negatively affect sugar yields in the hydrolysate. As this process is scaled-up, \$131 per ton of hydrothermally pretreated biomass can be saved by use of the lower citrate buffer concentration during enzymatic hydrolysis.

Keywords Bioenergy sorghum, Citrate buffer, Fermentation, Lipids, Oleaginous yeast, *Rhodospiridium toruloides*

*Correspondence:

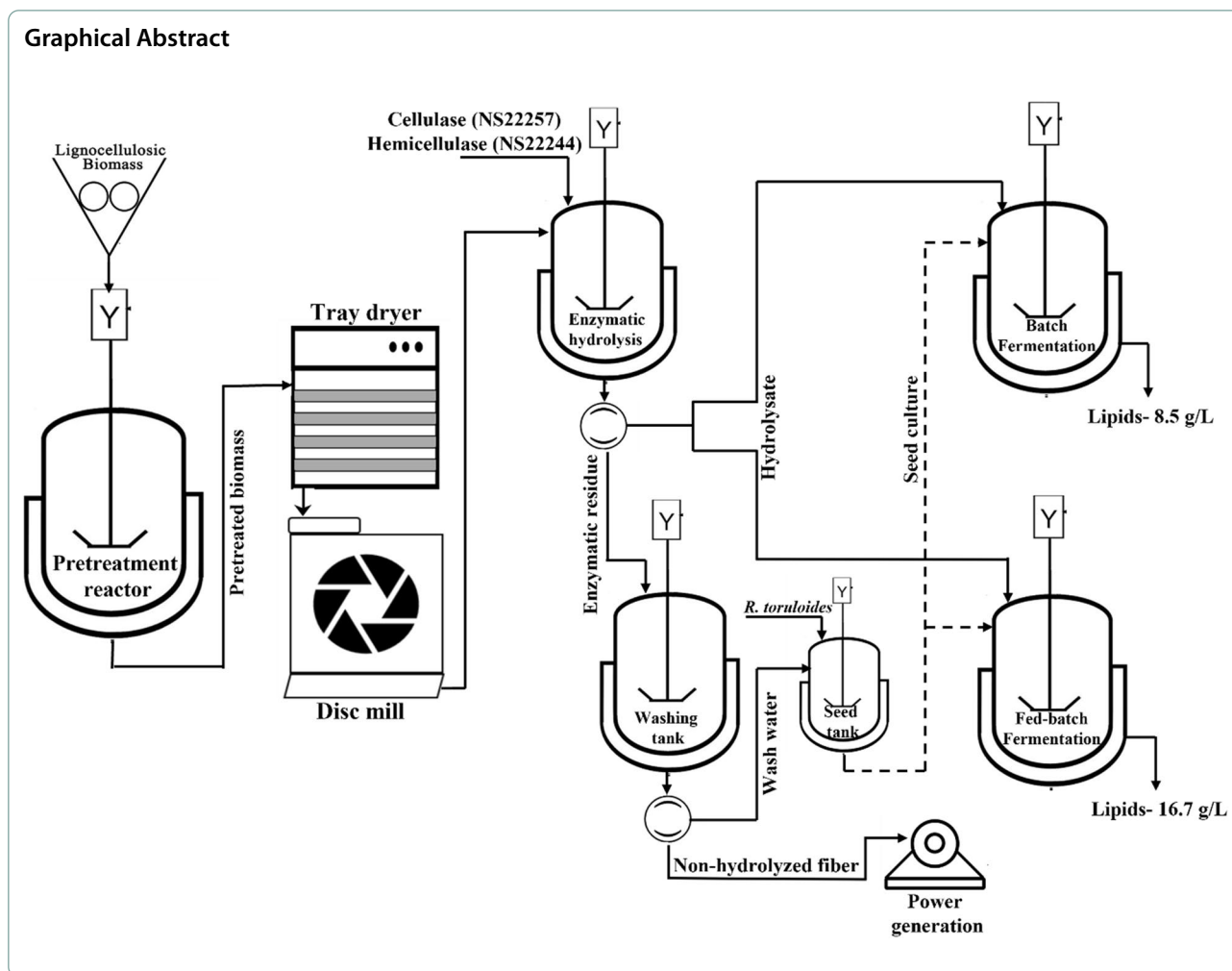
Christopher V. Rao

cvrao@illinois.edu

Full list of author information is available at the end of the article



© The Author(s) 2023. **Open Access** This article is licensed under a Creative Commons Attribution 4.0 International License, which permits use, sharing, adaptation, distribution and reproduction in any medium or format, as long as you give appropriate credit to the original author(s) and the source, provide a link to the Creative Commons licence, and indicate if changes were made. The images or other third party material in this article are included in the article's Creative Commons licence, unless indicated otherwise in a credit line to the material. If material is not included in the article's Creative Commons licence and your intended use is not permitted by statutory regulation or exceeds the permitted use, you will need to obtain permission directly from the copyright holder. To view a copy of this licence, visit <http://creativecommons.org/licenses/by/4.0/>. The Creative Commons Public Domain Dedication waiver (<http://creativecommons.org/publicdomain/zero/1.0/>) applies to the data made available in this article, unless otherwise stated in a credit line to the data.



Background

The conversion of lignocellulosic substrates into fuels and chemicals is a key technology needed to develop a sustainable bioeconomy. The rising environmental and energy costs of petroleum extraction and refining in particular incentivize the development of alternative hydrocarbon sources. Plant and microbial oils are the closest biological analogues to fossil fuels and have long been explored as a potential replacement for these finite resources [1–3]. Oleaginous yeasts such as *Rhodospiridium toruloides* (alt. *Rhodotorula toruloides*) are promising candidates for large-scale microbial oil production, as they can be grown on a wide variety of lignocellulosic substrates and accumulate over 70% of their dry cell weight in lipids [4–6].

The major components of lignocellulosic biomass are cellulose, hemicellulose, and lignin polymers [7–9]. Pretreatment and subsequent enzymatic hydrolysis of lignocellulosic biomass release hexose and pentose sugars from cellulose and hemicellulose, aromatic subunits

from lignin, and organic acids and furans that may inhibit microbial fermentation [10, 11]. Control of pH with buffers such as sodium citrate is necessary to maintain enzymatic activity during the hydrolysis of pretreated biomass. However, using excess buffer is an added material cost and may inhibit subsequent microbial growth during fermentation [11].

Sorghum is a leading candidate bioenergy crop due to its high yield, drought tolerance, and the availability of gene editing tools [12]. Hybrid varieties with superior qualities for ethanol and biodiesel production have been developed and tested under various pretreatment and extraction conditions [13–15]. Dilute acid pretreatment, the most widely employed method, requires additional downstream neutralization and detoxification steps and corrosion-resistant equipment [12, 16]. Hydrothermal pretreatment is an alternative process which is less harsh and generates negligible concentrations of sugar decomposition products while permitting downstream enzymatic hydrolysis at a lower buffer concentration [10].

Previous studies indicate that cell growth and ethanol production in the model yeast *Saccharomyces cerevisiae* on hydrothermally pretreated sorghum hydrolysate are inhibited at higher citrate buffer concentrations [11, 17]; however, non-model oleaginous yeasts such as *R. toruloides* are more tolerant of fermentation inhibitors and are natively capable of degrading all major components of lignocellulose [5, 6, 18]. The development of advanced gene editing tools for *R. toruloides* in recent years has enabled the creation of strains engineered for superior lipid and oleochemical production [19–21].

In this study, a previously engineered *R. toruloides* strain with enhanced intracellular triacylglycerol (TAG) accumulation was grown in bioreactors on sorghum hydrolysate prepared via hydrothermal pretreatment and enzymatic hydrolysis at high and low citrate buffer concentrations [11, 17, 21, 22]. Wash water prepared from enzymatic hydrolysis residue was tested as a seed culture medium and lipid production was evaluated in both batch and fed-batch modes in lab-scale bioreactors.

Results

Hydrothermal pretreatment

Previous studies indicate that hydrothermal pretreatment followed by disc milling reduces the recalcitrance of bioenergy sorghum biomass without greatly impacting the overall composition [11]. In accordance with these results, the pretreated biomass contained 44.97% glucan and 22.2% xylan, compared to 39% glucan and 22% xylan in the untreated biomass (Fig. 1). The majority of the xylan and a large fraction of cellulose were solubilized during the pretreatment process, while most of the lignin remained in the solid fraction.

Enzymatic hydrolysis

Reduced citrate buffer concentration was previously shown to not substantially impact sugar concentrations obtained through enzymatic hydrolysis of hydrothermally pretreated sorghum biomass, as this pretreatment does not generate as many fermentation inhibitors as the standard dilute acid pretreatment process [11]. In this study, fed-batch enzymatic hydrolysis was performed using 0.5 mM and 50 mM citrate buffer at 50% solid

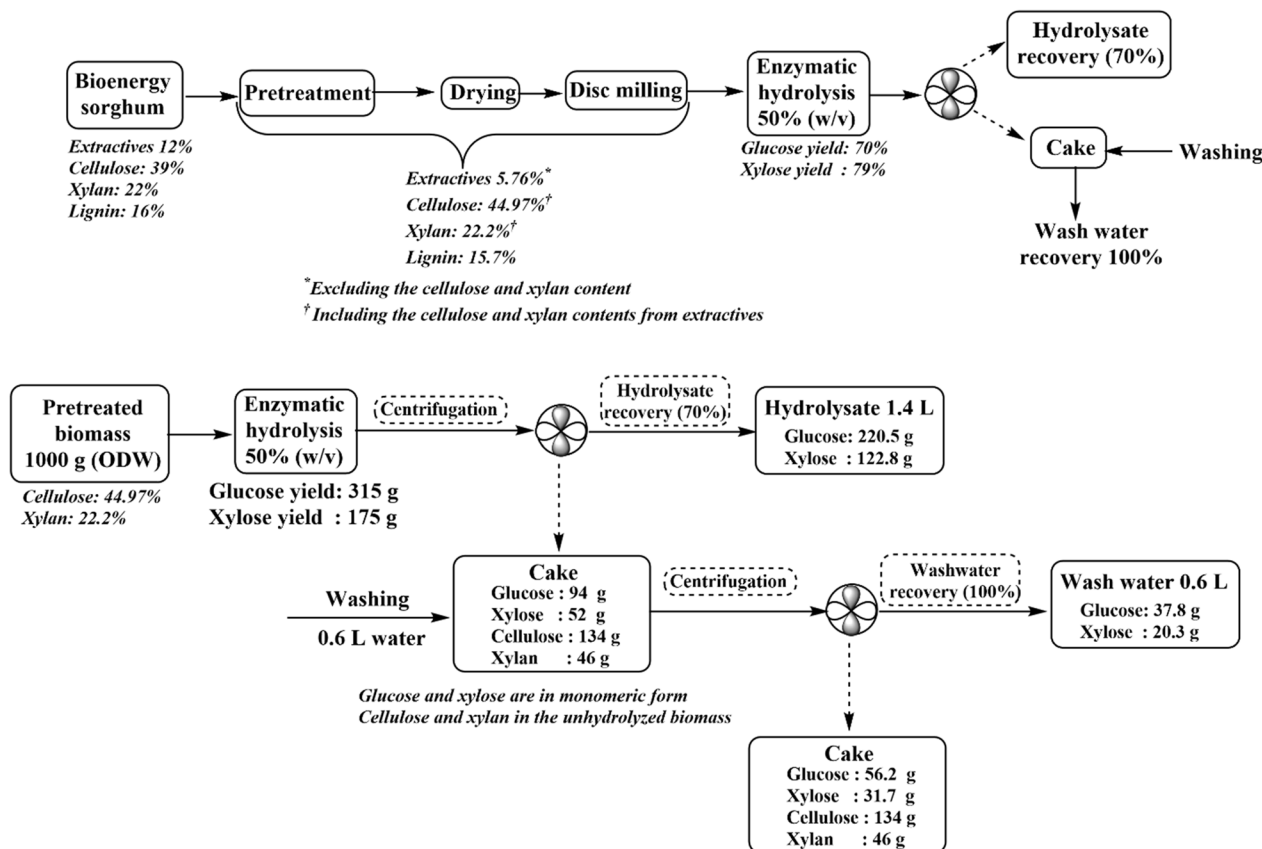


Fig. 1 Schematic of sorghum biomass processing steps including hydrothermal pretreatment, enzymatic hydrolysis, and the overall mass balance per kg of pretreated biomass

loading. Similar final sugar and inhibitor concentrations in both hydrolysate and wash water were observed under these two conditions (Table 1). The average glucose and xylose yields in the hydrolysate were 137.15 ± 0.08 g/L and 77.95 ± 0.75 g/L, respectively.

Seventy percent of the initial volume of enzymatic hydrolysis medium was recovered as liquid hydrolysate following centrifugation (0.42 L, containing 57.1 g of glucose and 32.6 g of xylose). From the remaining 30% of the liquid remaining within the enzymatic residue (0.18 L, containing 24.5 g of glucose and 14.0 g of xylose), about 40% of the sugar (11.6 g of glucose and 6.21 g of xylose) was recovered following the additional wash step. This wash water (0.18 L containing 64.35 ± 1.62 g/L glucose and 34.5 ± 0.84 g/L of xylose) contained enough sugar to be used as a seed culture medium for *R. toruloides*. These same proportions are indicated on a per kg basis of pretreated biomass in the mass balance shown in Fig. 1, which yields 1.4 L of hydrolysate containing 220.5 g of glucose and 112.8 g of xylose and 0.6 L of wash water containing 37.8 g of glucose and 20.3 g of xylose. Additionally, carbon, hydrogen, and nitrogen (CHN) and inductively coupled plasma (ICP) analyses were performed on triplicate samples of sorghum hydrolysate prepared with 50 mM citrate buffer to determine elemental and micronutrient compositions. A C/N mass ratio of 63 was calculated from these results (Additional file 1: Fig. S1).

Cell culture and batch fermentation

R. toruloides strain RT-ADS was previously obtained from the base strain IFO0880 by overexpressing three genes: acetyl-CoA carboxylase (ACC1), diacylglycerol acyltransferase (DGA1), and stearoyl-CoA desaturase (SCD) (Additional file 1: Fig. S2, Table S1) [22]. These modifications increased the overall production of triacylglycerol (TAG) within the cell, and this strain has been shown to produce up to 27.4 g/L of lipid during batch growth on low-nitrogen glucose media [22]. To prepare seed cultures, RT-ADS cells were streaked on selective plates and individual colonies inoculated in YPD media for overnight growth. The next day, flasks containing 25 mL of seed media at a total sugar concentration of

40 g/L were prepared in duplicate for each citrate buffer concentration and RT-ADS cells were inoculated at an initial OD_{600} of 0.5. This second seed culture step was performed to adapt the cells to the biomass substrate at a lower concentration and to obtain sufficient cell mass for inoculation of the bioreactors. After 48 h of growth, cells from each flask were washed and transferred to a bioreactor containing 150 mL of sorghum hydrolysate media diluted to a total sugar concentration of 80 g/L, and inoculated at an initial OD_{600} of 1.0.

The resulting growth profiles of RT-ADS on the two hydrolysate conditions were quite similar, with a slightly higher final biomass in the 50 mM condition. Across both conditions, glucose was exhausted by 72 h and xylose was exhausted by 120 h. Little or no consumption of xylose was observed in the first 48 h, while the majority of glucose was consumed; however, the small amount of acetate in the media was consumed concurrently with glucose early on. Biomass accumulation was faster during growth on glucose across all conditions as compared to xylose, with a specific growth rate of 0.052 ± 0.003 h⁻¹ on glucose and 0.013 ± 0.002 h⁻¹ on xylose, and lipid titers decreased transiently during the transition between glucose and xylose consumption before later recovering. In the high-citrate condition, the citrate concentration in the media began to slowly decrease after 48 h of growth, indicating that the cells may have begun to consume it as an additional carbon source. An average lipid titer of 9.7 g/L was obtained from the cells grown on the high-citrate hydrolysate and a slightly lower titer of 8.5 g/L was obtained from the low-citrate condition (Fig. 2). This difference was not statistically significant ($p=0.46$ as determined using a two-sided t-test). Rates of glucose utilization were much higher than for xylose across all conditions, and lipid production rates and yields were similar to those previously reported for this strain (Table 2) [21, 22]. Xylose is known to be converted into arabitol in *R. toruloides*, bypassing the canonical assimilation pathway and leading to less efficient substrate utilization [23, 24].

Fed-batch fermentation

An additional fed-batch fermentation was performed using low-citrate buffer hydrolysate media. The initial

Table 1 Composition of enzymatic hydrolysates at 50% (w/v) solid loading

Citrate buffer (mM)	Cellobiose (g/L)	Glucose (g/L)	Xylose (g/L)	Furfural (g/L)	Acetic acid (g/L)	Formic acid (g/L)
50	6.55 ± 0.63	137.22 ± 0.17	78.48 ± 0.51	0.07 ± 0.02	6.69 ± 0.34	3.55 ± 0.17
0.5	7.72 ± 0.07	137.1 ± 0.15	77.42 ± 0.14	0.07 ± 0.02	6.51 ± 0.12	3.61 ± 0.05
50 (ww) ^a	4.01 ± 0.42	65.65 ± 3.47	36.58 ± 3.82	0.02 ± 0.01	3.06 ± 0.18	1.32 ± 0.08
0.5 (ww) ^a	3.41 ± 0.74	67.44 ± 2.74	37.45 ± 3.31	0.029 ± 0.01	3.13 ± 0.09	1.36 ± 0.08

^a WW wash water

Average \pm standard deviation

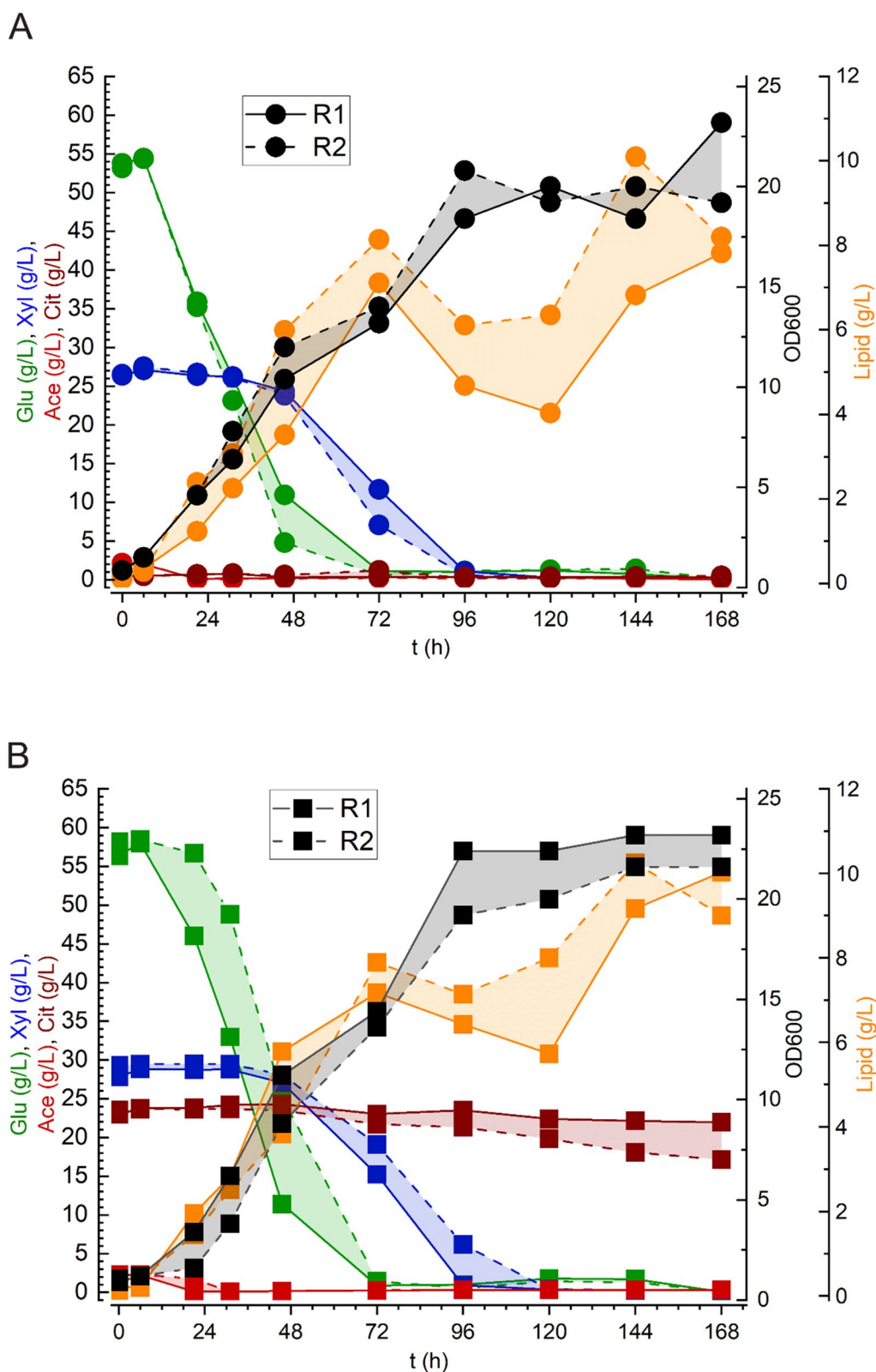


Fig. 2 Batch reactor growth curves for RT-ADS cells grown on diluted sorghum hydrolysate prepared using 0.5 mM (A) or 50 mM (B) citrate buffer. The cultures were maintained at 30 °C, 30% DO and pH 5.6. The dotted and solid lines represent the results of two independent experiments

Table 2 Sugar utilization and lipid production rates for *R. toruloides* cells across all growth conditions

Citrate buffer (mM)	Growth mode	Glucose utilization rate (g/L/h)	Xylose utilization rate (g/L/h)	Lipid production rate (g/L/h)	Lipid yield (g/g sugar)
50 (R1)	Batch	0.42	0.11	0.06	0.11
50 (R2)	Batch	0.38	0.13	0.06	0.10
0.5 (R1)	Batch	0.40	0.11	0.05	0.10
0.5 (R2)	Batch	0.41	0.11	0.06	0.10
0.5 (R1)	Fed-Batch	0.34	0.19	0.08	0.20
0.5 (R2)	Fed-Batch	0.38	0.22	0.07	0.16

Sugar utilization and lipid production rates were averaged for each experiment across all timepoints not including the feeding period

sugar concentration in the media was 40 g/L and feed media at a concentration of 120 g/L was added starting at 48 h based on the DO level within the reactors. When DO rose above the set point of 30%, feed media was added at 5 mL/hr. All of the feed media were added by 96 h. A final average OD₆₀₀ of 30.4 and lipid titer of 16.7 g/L was achieved by 237 h (Fig. 3). As in the batch fermentation, glucose utilization rates were higher than for xylose and a transient decrease in biomass and lipid accumulation were observed during the transition to xylose consumption; however, the overall lipid production rate and yield were higher in the fed-batch condition (Table 2).

Discussion

While previous studies have shown up to a 20% decrease in ethanol yield in *S. cerevisiae* grown in flasks on hydrolysate prepared with 50 mM citrate buffer as compared to 0.5 mM, no significant inhibitive effect of citrate buffer on cell density, growth rates, or lipid titer in *R. toruloides* strain RT-ADS grown in bioreactors was observed in this study (Fig. 2; Table 2) [17]. This is in agreement with observations of strain Y-6987 grown in microtiter plates [11]. Sugar concentrations resulting from enzymatic hydrolysis at low and high-citrate buffer concentrations were also in accordance with previous results, while yields were substantially improved by the additional wash step [11]. As 0.29 g of sodium citrate is required per kg

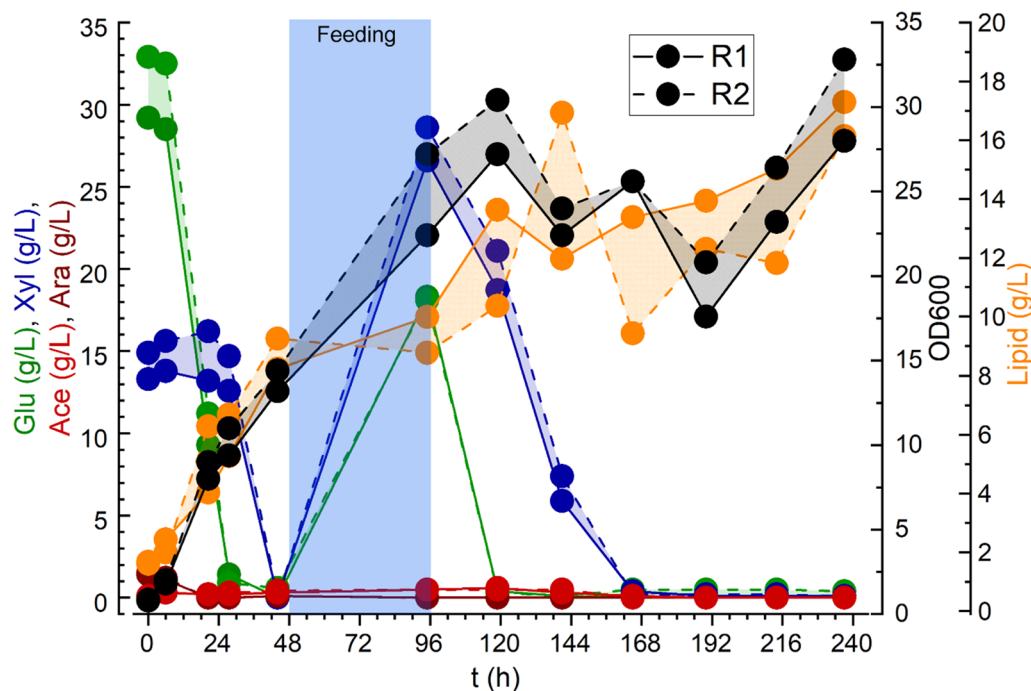


Fig. 3 Growth curve for RT-ADS cells grown in fed-batch mode on diluted sorghum hydrolysate prepared using 0.5 mM citrate buffer. The cultures were maintained at 30 °C, 30% DO and pH 5.6. The dotted and solid lines represent the results of two independent experiments

of biomass to prepare buffer at a 0.5 mM concentration, as opposed to 29.4 g for a 50 mM concentration, a bulk cost savings of \$131 per ton of biomass was calculated for use of the lower concentration [25]. Both hydrolysate and hydrolysis residue wash water supported robust growth of *R. toruloides* in seed culture or bioreactors. Citrate may have been utilized in low quantities as a carbon source to enhance *R. toruloides* growth in the high-citrate condition, though the overall difference in biomass accumulation was minimal.

Lipid titers were similar between the two citrate buffer conditions, but overall were lower than those previously reported for this engineered strain [21, 22]. Continued accumulation of lipids after the exhaustion of xylose in the media may have resulted from consumption of additional minor hydrolysate components such as cellobiose or formate, or from repurposing of intracellular components through autophagic pathways as a response to starvation conditions, as these pathways are closely linked to lipid metabolism [26]. As sorghum hydrolysate contains residual nitrogen and fermentation inhibitors, it is not optimized for lipid production in *R. toruloides*, and two-phase growth with discrete biomass and lipid accumulation stages was not achieved in the fed-batch fermentation due to the high nutrient levels in the hydrolysate media. While the C/N ratio determined for sorghum hydrolysate in this study was 63, much higher values are typically used for lipid production in *R. toruloides*, with strain-specific optimization often necessary [21, 21, 27, 28]. Additionally, xylose has been shown to be inefficiently metabolized in *R. toruloides* with substantial flux to arabinol rather than biomass or lipids, and this is supported by the lower consumption rate and reduced biomass and lipid accumulation observed once glucose in the media was exhausted [23, 24]. Nevertheless, complete utilization of glucose and xylose was observed and the viability of lipid production using engineered *R. toruloides* on sorghum hydrolysate media prepared with low citrate buffer concentrations has been demonstrated.

Conclusions

Though it is not necessary to reduce citrate buffer concentration during enzymatic hydrolysis for the purpose of facilitating growth and lipid production in *R. toruloides*, the minimal difference between the two conditions indicates that moving towards a combination of hydrothermal biomass pretreatment followed by low-citrate hydrolysis has the potential to reduce materials cost in the upstream bioprocessing without adversely affecting downstream product yields. Additional work is required to develop new strains of *R. toruloides* and other oleaginous yeasts with enhanced utilization of xylose and

production of high-value lipid-derived compounds from biomass.

Methods

Feedstock processing and pretreatment

Bioenergy sorghum was collected from the Energy Farm at the University of Illinois at Urbana-Champaign. Biomass was dried to a <10% (w/w) moisture content at room temperature, chopped into 3–4 cm pieces, and ground in a hammer mill to reduce the particle size using a 3 mm sieve. The dry sorghum biomass was rehydrated to 50% (w/w) moisture content and run through a pilot-scale continuous hydrothermal pretreatment reactor system (SüPR-2G Reactor, AdvanceBio LLC., Milford, OH, USA) at 190 °C for 10 min. The pretreated sorghum biomass was dried at 46 ± 3 °C in a tray dryer to a moisture content of <20% and run through a disc mill to further reduce the particle size.

Enzymatic hydrolysis

The pretreated sorghum biomass was hydrolyzed in duplicate as previously described [11]. Briefly, fed-batch enzymatic hydrolysis was performed in 2 L screw cap conical flasks containing a final mass of 300 g hydrothermally pretreated solids in 0.6 L of liquid medium at a concentration of 0.5 mM or 50 mM citrate buffer. Cellulase NS22257 and hemicellulase NS22244 (Novozymes North America, Inc., Franklinton, NC, USA) were added at concentrations of 60 mg of cellulase protein/g cellulose and 20 mg of hemicellulase protein/g hemicellulose. Protein concentrations were determined via bicinchoninic acid (BCA) assay (Pierce™ BCA Protein Assay Kit, Thermo Fisher Scientific™, Waltham, MA, USA). Hydrolysis was conducted at 50 °C with 160 rpm mixing for 72 h, with periodic sampling for sugar quantification. Hydrolysate was separated from the solid residue by centrifugation at 8000 rpm for 10 min. The remaining solids were washed with 0.18 L distilled water, agitated at 150 rpm for 10 min, and centrifuged again to recover residual sugars. This wash water was set aside for seed culture preparation.

Yeast cell culture and bioreactor conditions

YPD media was prepared containing 10 g/L yeast extract, 20 g/L peptone, and 20 g/L glucose. Seed media was prepared using hydrolysis residue wash water diluted to a total sugar concentration (including glucose, xylose, and arabinose) of 40 g/L, titrated to a pH of 5.6 using 1 M KOH, buffered with 25 mM K_2HPO_4 and 25 mM NaH_2PO_4 , and with added YNB salts (MilliporeSigma, Burlington, MA; Y1251) and 4 g/L yeast extract. Batch reactor media was prepared using sorghum hydrolysate prepared using either 0.5 mM or 50 mM citrate buffer diluted to a total sugar concentration of 80 g/L with

added YNB salts and 4 g/L yeast extract. For fed-batch growth, batch media was prepared with sorghum hydrolysate prepared using 0.5 mM citrate buffer diluted to a total sugar concentration of 40 g/L with added YNB salts and 4 g/L yeast extract, and feed media was prepared using the same hydrolysate diluted to a total sugar concentration of 120 g/L.

R. toruloides strain RT-ADS was previously generated from IFO0880 [21, 22]. Cells were streaked on selective media (YPD agar plates containing 200 µg/mL nourseothricin) from a frozen glycerol stock, grown for 2 days in a 30 °C incubator, and individual colonies were inoculated in 4 mL YPD media (containing 100 µg/mL nourseothricin) in 12 mL conical tubes and grown overnight at 250 RPM and 30 °C. Cells were transferred to 25 mL of seed culture media in 125-mL flasks, diluted to an initial OD₆₀₀ of 0.5, and grown for 48 h under the same conditions.

Batch bioreactor cultures (DASbox Mini Bioreactor System; Eppendorf North America, Enfield, CT) were prepared in duplicate for each citrate buffer concentration with 150 mL of media in each. The airflow rate was 1 vvm, DO was controlled at 30% with agitation, temperature was controlled at 30 °C, and pH was controlled at 5.6 with 4 M HCl and 4 M KOH. Cells were inoculated from seed cultures at an initial OD₆₀₀ of 1.0, grown for 168 h in total, and 1-mL samples were collected at regular intervals for cell density, sugar, and lipid analysis.

For fed-batch growth, bioreactors were prepared in duplicate and inoculated from seed cultures in the same way, with an initial media volume of 75 mL and 125 mL feed media per reactor. Feeding was controlled by a program that added media at a rate of 5 mL/h when DO rose above the set point of 30%. This program was initiated 48 h after inoculation, and all of the feed media was added by 96 h. The flasks were grown for 237 h in total, and 1 mL samples were collected at regular intervals for cell density, sugar, and lipid analysis.

Sugar consumption and lipid analysis

OD₆₀₀ for each time point was measured using a cell density meter (Ultrospec 10, Biochrom US, Holliston, MA, USA). Sugar and organic acid concentrations were measured using an HPLC (Waters e2695 Separation Module, Waters Corporation, Milford, MA, USA) with a 2414 Refractive Index Detector (RID) and Aminex HPX-87H column (300×78 mm, 9 µm particle size; Bio-Rad Laboratories, Hercules, CA, USA) at 65 °C and 5 mM H₂SO₄ running buffer at a 0.6 mL/min flow rate. The RID detector was maintained at 30 °C. Lipid titers were determined using a vanillin-phosphoric acid colorimetric assay as previously described (23).

Briefly, washed cell pellets were mixed with 0.4 mL 18 M H₂SO₄, reacted in glass vials at 100 °C for 10 min in a dry heating bath, and cooled for 10 min at room temperature. 1 mL of freshly prepared vanillin-phosphoric acid was added, and the vials shaken at 37 °C and 150 rpm for 15 min in darkness. After cooling for 10 min, absorbance at 530 nm was measured on a microplate reader to quantify lipids (Safire²; Tecan Group Ltd., Männedorf, Switzerland).

Supplementary Information

The online version contains supplementary material available at <https://doi.org/10.1186/s13068-023-02429-6>.

Additional file 1: Figure S1. Elemental abundances obtained through CHN (Exeter Analytical CE 440) and ICP microanalysis (PerkinElmer NexION 350D) of sorghum hydrolysate prepared using 50 mM citrate buffer. The calculated C/N mass ratio was 63. **Figure S2.** Pathway diagram of glucose and xylose utilization and conversion to lipids in *R. toruloides*. Enzymes overexpressed in the RT-ADS strain are labeled in red. **Table S1.** Strain information

Acknowledgements

We thank the Energy Farm at the University of Illinois at Urbana-Champaign for providing us with sorghum biomass for use in our experiments.

Author contributions

WW performed the seed culture preparation, cell growth, and bioreactor experiments. NND performed the biomass pretreatment, enzymatic hydrolysis, and wash water preparation. WW and NND developed the experimental design, performed data analysis, and prepared the manuscript. VS performed the lipid measurements. CVR and VS supervised the research and reviewed the results. All authors read and approved the final manuscript.

Funding

This work was funded by the DOE Center for Advanced Bioenergy and Bioproducts Innovation (U.S. Department of Energy, Office of Science, Office of Biological and Environmental Research under Award Number DE-SC0018420). Any opinions, findings, and conclusions or recommendations expressed in this publication are those of the authors and do not necessarily reflect the views of the U.S. Department of Energy.

Availability of data and materials

The datasets generated in this study are available from the corresponding author on reasonable request.

Declarations

Ethics approval and consent to participate

Not applicable.

Consent for publication

All authors have given their consent for the publication of this work.

Competing interests

The authors declare that they have no competing interests.

Author details

¹Department of Chemical and Biomolecular Engineering, University of Illinois at Urbana-Champaign, Urbana, USA. ²Department of Agricultural and Biological Engineering, University of Illinois at Urbana-Champaign, Urbana, USA.

³Center for Advanced Bioenergy and Bioproducts Innovation, University of Illinois at Urbana-Champaign, Urbana, USA.

Received: 17 August 2023 Accepted: 8 November 2023
Published online: 29 November 2023

References

- Antar M, Lyu D, Nazari M, Shah A, Zhou X, Smith DL. Biomass for a sustainable bioeconomy: an overview of world biomass production and utilization. *Renew Sustain Energy Rev*. 2021;139: 110691.
- Keasling J, Garcia Martin H, Lee TS, Mukhopadhyay A, Singer SW, Sundstrom E. Microbial production of advanced biofuels. *Nat Rev Microbiol*. 2021;19(11):701–15.
- Field JL, Richard TL, Smithwick EAH, Cai H, Laser MS, LeBauer DS, et al. Robust paths to net greenhouse gas mitigation and negative emissions via advanced biofuels. *Proc Natl Acad Sci*. 2020;117(36):21968–77.
- Abeln F, Chuck CJ. The history, state of the art and future prospects for oleaginous yeast research. *Microb Cell Factories*. 2021;20(1):1–31.
- Yaegashi J, Kirby J, Ito M, Sun J, Dutta T, Mirsiaghi M, et al. *Rhodospiridium toruloides*: a new platform organism for conversion of lignocellulose into terpene biofuels and bioproducts. *Biotechnol Biofuels*. 2017;10(1):1–13.
- Wen Z, Zhang S, Odoh CK, Jin M, Zhao ZK. *Rhodospiridium toruloides*—a potential red yeast chassis for lipids and beyond. *FEMS Yeast Res*. 2020;20(5):foaa038.
- Deshavath NN, Veeranki VD, Goud VV. Lignocellulosic feedstocks for the production of bioethanol: availability, structure, and composition. In: *Sustainable bioenergy*. Amsterdam: Elsevier; 2019. p. 1–19.
- Mosier N. Features of promising technologies for pretreatment of lignocellulosic biomass. *Bioresour Technol*. 2005;96(6):673–86.
- Hendriks ATWM, Zeeman G. Pretreatments to enhance the digestibility of lignocellulosic biomass. *Bioresour Technol*. 2009;100(1):10–8.
- Cheng MH, Dien BS, Lee DK, Singh V. Sugar production from bioenergy sorghum by using pilot scale continuous hydrothermal pretreatment combined with disk refining. *Bioresour Technol*. 2019;289: 121663.
- Deshavath NN, Dien BS, Slininger PJ, Jin YS, Singh V. A chemical-free pretreatment for biosynthesis of bioethanol and lipids from lignocellulosic biomass: an industrially relevant 2G biorefinery approach. *Fermentation*. 2022;9(1):5.
- Deshavath NN, Mohan M, Veeranki VD, Goud VV, Pinnamaneni SR, Benarjee T. Dilute acid pretreatment of sorghum biomass to maximize the hemicellulose hydrolysis with minimized levels of fermentative inhibitors for bioethanol production. *3 Biotech*. 2017;7(2):139.
- Huang H, Long SP, Clemente TE, Singh V. Technoeconomic analysis of biodiesel and ethanol production from lipid-producing sugarcane and sweet sorghum. *Ind Biotechnol*. 2016;12(6):357–65.
- Rooney WL, Blumenthal J, Bean B, Mullet JE. Designing sorghum as a dedicated bioenergy feedstock. *Biofuels Bioprod Biorefining*. 2007;1(2):147–57.
- Vermerris W. Genetic improvement of bioenergy crops. New York: Springer; 2008. <https://doi.org/10.1007/978-0-387-70805-8>.
- Lorenci Woiciechowski A, Dalmas Neto CJ, Porto De Souza Vandenberghe L, De Carvalho Neto DP, Novak Sydney AC, Letti LAJ, et al. Lignocellulosic biomass: acid and alkaline pretreatments and their effects on biomass recalcitrance—conventional processing and recent advances. *Bioresour Technol*. 2020;304:122848.
- Deshavath NN, Goud Vaibhav V, Veeranki VD. Curtailing citrate buffer inhibition effect on *S. cerevisiae* to enhance the fermentability of cellulosic hydrolysate. *J Environ Chem Eng*. 2021;9(4):105696.
- Park YK, Nicaud JM, Ledesma-Amaro R. The engineering potential of *Rhodospiridium toruloides* as a workhorse for biotechnological applications. *Trends Biotechnol*. 2018;36(3):304–17.
- Liu D, Geiselman GM, Coradetti S, Cheng Y, Kirby J, Prah J, et al. Exploiting nonionic surfactants to enhance fatty alcohol production in *Rhodospiridium toruloides*. *Biotechnol Bioeng*. 2020;117(5):1418–25.
- Schultz JC, Cao M, Zhao H. Development of a CRISPR/Cas9 system for high efficiency multiplexed gene deletion in *Rhodospiridium toruloides*. *Biotechnol Bioeng*. 2019;116(8):2103–9.
- Zhang S, Skerker JM, Rutter CD, Maurer MJ, Arkin AP, Rao CV. Engineering *Rhodospiridium toruloides* for increased lipid production. *Biotechnol Bioeng*. 2016;113(5):1056–66.
- Zhang S, Ito M, Skerker JM, Arkin AP, Rao CV. Metabolic engineering of the oleaginous yeast *Rhodospiridium toruloides* IFO0880 for lipid overproduction during high-density fermentation. *Appl Microbiol Biotechnol*. 2016;100(21):9393–405.
- Jagtap SS, Deewan A, Liu JJ, Walukiewicz HE, Yun EJ, Jin YS, et al. Integrating transcriptomic and metabolomic analysis of the oleaginous yeast *Rhodospiridium toruloides* IFO0880 during growth under different carbon sources. *Appl Microbiol Biotechnol*. 2021;105(19):7411–25.
- Jagtap SS, Rao CV. Production of d-arabitol from D-xylose by the oleaginous yeast *Rhodospiridium toruloides* IFO0880. *Appl Microbiol Biotechnol*. 2018;102(1):143–51.
- chemworld.com [Internet]. [cited 2023 Oct 21]. Sodium Citrate Dihydrate USP Kosher. Available from: <https://www.chemworld.com/Sodium-Citrate-Dihydrate-USP-Kosher-p/nacitrate.htm>.
- Coradetti ST, Pinel D, Geiselman GM, Ito M, Mondo SJ, Reilly MC, et al. Functional genomics of lipid metabolism in the oleaginous yeast *Rhodospiridium toruloides*. *Elife*. 2018;7:1–55.
- Ye Z, Sun T, Hao H, He Y, Liu X, Guo M, et al. Optimising nutrients in the culture medium of *Rhodospiridium toruloides* enhances lipids production. *AMB Express*. 2021;11(1):149.
- Saini R, Osorio-Gonzalez CS, Hegde K, Brar SK, Vezina P. Effect of creating a fed-batch like condition using carbon to nitrogen ratios on lipid accumulation in *Rhodospiridium toruloides*-1588. *Bioresour Technol*. 2021;337: 125354.

Publisher's Note

Springer Nature remains neutral with regard to jurisdictional claims in published maps and institutional affiliations.

Ready to submit your research? Choose BMC and benefit from:

- fast, convenient online submission
- thorough peer review by experienced researchers in your field
- rapid publication on acceptance
- support for research data, including large and complex data types
- gold Open Access which fosters wider collaboration and increased citations
- maximum visibility for your research: over 100M website views per year

At BMC, research is always in progress.

Learn more biomedcentral.com/submissions

